


A Rebound for Donor-Advised Funds

The Chronicle of Philanthropy, Print Edition, May 31, 2012, Page 7 "Fundraising Trends and Ideas"




10%

How much higher assets were in donor-advised funds in 2011 than in 2007.

2007 total assets: \$22,008,750,000

2011 total assets: \$24,163,353,473




17%

How much more people gave to charities from their donor-advised funds in 2011 than in 2007.

2007 total grants: \$4,630,220,000

2011 total grants: \$5,406,902,186



-9%

How much less people put into their donor-advised funds in 2011 than in 2007. But gifts to donor-advised funds rose 47% from 2009 to 2011.

2007 total gifts: \$7,140,610,000

2011 total gifts: \$6,512,919,328

Note: Based on data provided by 62 organizations that offer donor-advised funds. Figures are in 2011 dollars have been adjusted for inflation.